



Use this journal to take notes as you read, keeping in mind the role you have been assigned. The day of the reading circle, you will be invited to share your impressions with your team members. After the discussion, note your thoughts or feelings.

## READING ACTIVITY PLAN

FOR THIS DATE	READ FROM PAGES .... TO ....	MY ROLE
		To prepare the discussion
		To select passages
		To find links
		To find important words
		To illustrate



## YOUR ROLE IS TO PREPARE A LIST OF QUESTIONS FOR THE DISCUSSION.

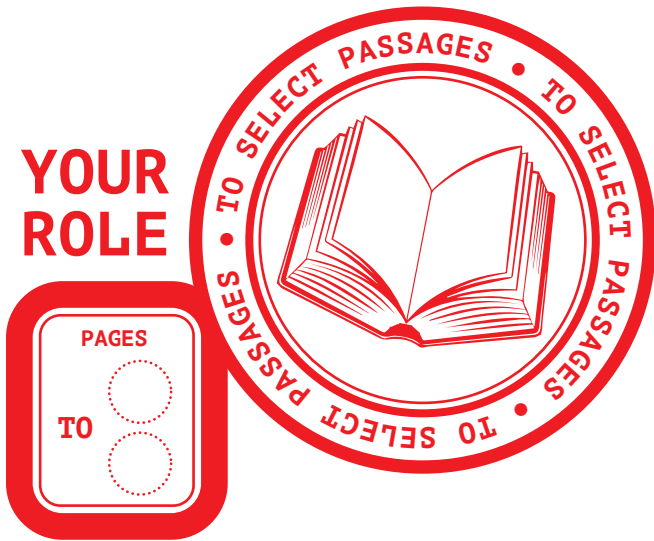
- A** Compose questions that your team might want to answer based on what you have read so far in the book selected.
- B** The questions should help your team members talk about what is important in the book, to make links with the theme and share reactions. When preparing the list of questions, consider the ideas and feelings that come to mind as you read.
- C** Read your questions out loud and ask members of your group to propose at least one question of their own.

**HERE ARE THE QUESTIONS I KEPT**

**YOUR ROLE • TO PREPARE THE DISCUSSION** (CONTINUED)

**HERE ARE THE QUESTIONS SUGGESTED BY MY TEAM MEMBERS**

**MY NOTES AFTER THE GROUP DISCUSSION**



## YOUR ROLE IS TO SELECT A FEW PASSAGES IN THE TEXT.

- A** Find passages that members of your group might like to hear read out loud because it would make them want to read the book. Perhaps it might make you remember an important, amusing or intriguing part of the text. Or, the passage you select might simply relate to the theme to be discussed.
- B** Once you select passages that you feel are worthwhile, decide how you will share these with your group.
- C** You can read them out loud yourself or ask someone to read them for you. You could also ask members to read the passage in silence and discuss it afterwards.

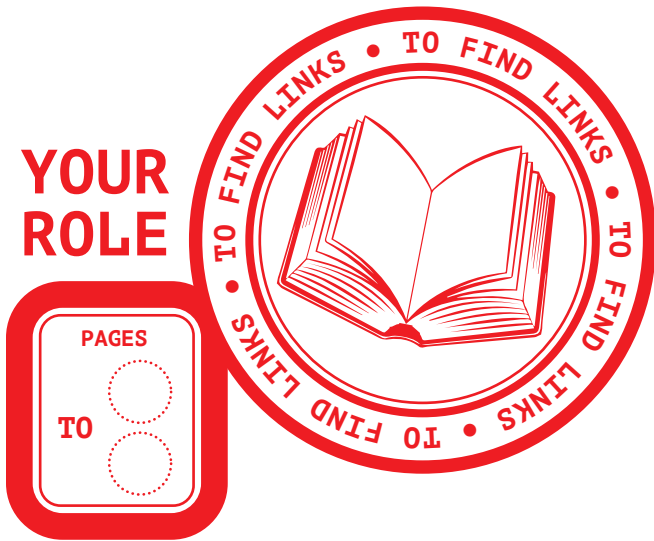
HERE ARE THE PASSAGES I CHOSE		
PAGES (FROM .... TO ....)	REASONS WHY I SELECTED THIS PASSAGE	HOW THE PASSAGE WAS READ

**YOUR ROLE • TO SELECT PASSAGES** (CONTINUED)

**HERE ARE THE PASSAGES I CHOSE** (CONTINUED)

<b>PAGES (FROM .... TO ....)</b>	<b>REASONS WHY I SELECTED THIS PASSAGE</b>	<b>HOW THE PASSAGE WAS READ</b>

**MY NOTES AFTER THE GROUP DISCUSSION**



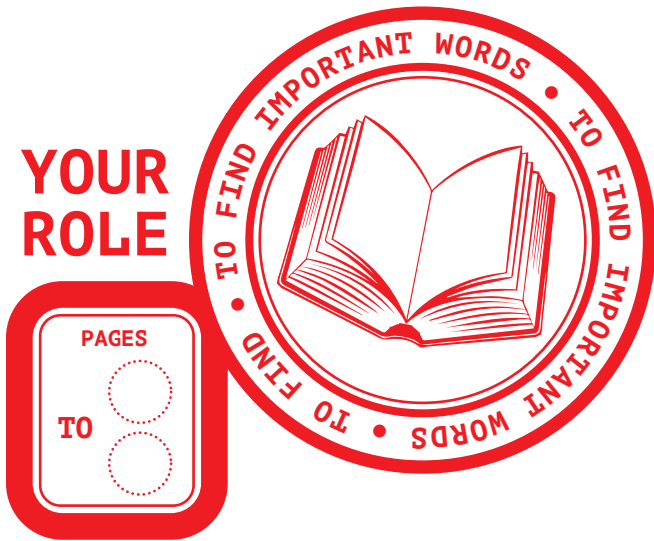
## YOUR ROLE IS TO FIND LINKS BETWEEN THE BOOK AND REAL LIFE.

- A** Make links to your personal life, to what is happening at school, in the world, or at another time or place. You can also make links to books of the same type or the same author.
- B** There are no wrong answers. All the links that you can make are worth sharing.
- C** Tell your team about the links you found and discuss them.

Here are the links I found between the book and people, places, events, or other books...

**YOUR ROLE • TO FIND LINKS** (CONTINUED)

**MY NOTES AFTER THE GROUP DISCUSSION**



## YOUR ROLE IS TO FIND IMPORTANT WORDS.

- A** Select words which seem important in the passage you selected.
- B** Identify the indispensable words used to understand the story. Underline or highlight the words as you read (or reread) and write them down later on.
- C** If you find new or unusual words, look up their definition in a dictionary or other source. You might also identify more noticeable words; those that are repeated, used in a particular way, which are amusing or key words. Share the important words with your group members and discuss them.

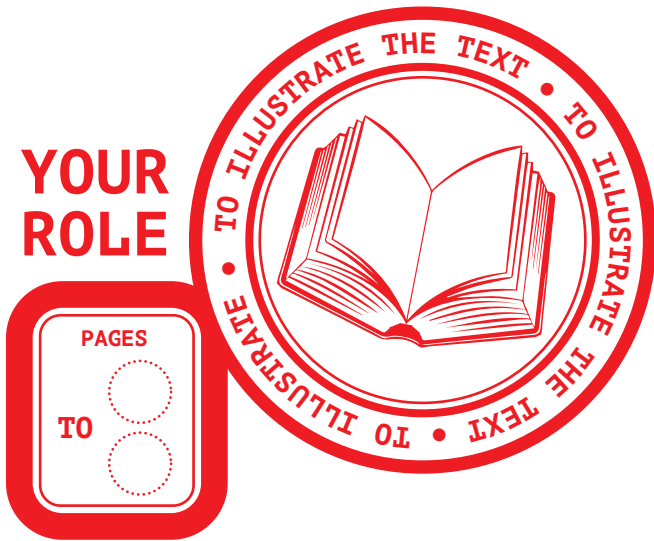
HERE ARE THE WORDS I FOUND			
PAGE AND PARAGRAPH	WORD SELECTED	REASON FOR MY CHOICE	DEFINITION (IF REQUIRED)



**YOUR ROLE • TO FIND IMPORTANT WORDS** (CONTINUED)

<b>HERE ARE THE WORDS I FOUND</b>			
<b>PAGE AND PARAGRAPH</b>	<b>WORD SELECTED</b>	<b>REASON FOR MY CHOICE</b>	<b>DEFINITION (IF REQUIRED)</b>

**MY NOTES AFTER THE GROUP DISCUSSION**



## YOUR ROLE IS TO DRAW SOMETHING THAT RELATES TO THE TEXT.

- A** Make a drawing, a diagram or an illustration.
- B** Your drawing can deal with a passage in the text, on a subject which the text brought to mind, or to a feeling you experienced reading the book.
- C** Choose whatever type of drawing you prefer. Add words if you wish.
- D** Make your drawing on a white sheet or on a sheet of drawing paper.

1

**WHEN THE DISCUSSION LEADER ASKS YOU TO PARTICIPATE, SHOW YOUR DRAWING TO YOUR GROUP MEMBERS WITHOUT SPEAKING.**

2

**ONE-AT-A-TIME, EACH MEMBER WILL BE ASKED TO SAY WHAT YOUR DRAWING REPRESENTS TO THEM, LINKING THE DRAWING TO THE IDEAS AND FEELINGS THEY EXPERIENCED WHILE READING THE TEXT.**

3

**WHEN EVERYONE ELSE HAS SPOKEN, YOU WILL HAVE THE LAST WORD. EXPLAIN WHAT YOUR DRAWING REPRESENTS, WHAT MOTIVATED YOUR WORK, AND WHAT YOU HOPED TO EXPRESS IN YOUR ILLUSTRATION.**

**MY NOTES AFTER THE GROUP DISCUSSION**